



MAIL HOOK

SAN DIEGO DIVISION, PSR-NMRA

1ST QUARTER, 2007

DIRECTOR'S REPORT

By Don Fowler

"Model Railroading truly is the World's Greatest Hobby"

Well, we survived another holiday season and we're highballing right into 2007 with no signs of slowing down. I hope that your holidays were great and that you were able to make some time for family, friends, and model railroading. Last year about this time, I published some personal New Years resolutions and encouraged you to make some too. I thought that you might like to know how I did.

- **Represent the needs & interests of our Division at the Region Level.**

I was able to attend all meetings this year and brought forth ideas & concerns that I had discussed with our local membership. One, in particular, was doing a better job of regionalizing our annual conventions, which was well received and continues to be developed.

- **Attend & participate in all local NMRA activities/**

I was able to attend all of our local activities with the exception of one open house due to a family emergency.

- **Give my best effort to support our upcoming convention.**

I was fortunate to work with a great convention committee and our efforts really paid off. All of the feedback has been good and we were able to cover all of our expenses.

- **Introduce more people to model railroading & encourage them to join our Division.**

I was successful in getting two adults and one young person involved in model railroading and our Division.

- **Mentor others in model railroading when given the opportunity.**

In addition to the folks mentioned above, I have had the opportunity to assist some of our established members on some projects as well.

- **Prepare and submit documentation for two MMR certificates.**

Due to other commitments, I was only able to submit one but it was accepted.

- **Operate my N scale layout at least once a week.**

That turned out to be only about once a month.

- **Add more detail to my N scale layout.**

We were able to complete the Intermodal Facility, add a third automated grade crossing, and a talking hotbox detector.

- **Complete my G scale backyard layout so that it runs well and looks presentable.**

If you were able to attend my January open house, you can be the judge of this one. I'm pretty happy with it but we still have a lot more to do.

Thanks to some great support from friends and family, I was able to do a pretty fair job in most areas. I'm glad that I shared them with you

In This Issue

Director's Report	1
Layout Meets & Tours	2
Re-powering a Rivarossi 4-6-6-4	3
Superintendent's Report	4
Events & Schedules	5
Events Wall Calendar	6
Official Notices & Reports	7
From th Editor	7

See "Director's Report" on Page 2

LAYOUT MEETS & TOURS

By Ron Walker, President

Poway Station

In honor of the 100th birthday of Poway Midland Railroad Volunteers' Baldwin narrow gauge steam locomotive #3, Old Poway Park will sponsor a month-long celebration in the park during April. While Old #3 is celebrating its 100th birthday, Poway Station is celebrating its 8th year of model railroading. As part of this celebration, Poway Station will set up and run their HO scale modular layout on the weekend of April 21st and 22nd. On Saturday, April 21st, the San Diego Division is invited to visit, see the layout, and run some trains, between 10:00 AM and 3:00 PM on Saturday. The layout will be running earlier and later, as well as Sunday, for the general public. Division members are the only ones who will be invited to run their own trains on the layout.

The layout will be approx. 1.25 miles of double-tracked mainline with several turnouts and passing sidings. Control is with Digitrax DCC. PSR members can bring their own trains to run, or run one belonging to the club or another Poway Station member. We will keep trains to a maximum length of about 10-12 feet so they will fit on the passing sidings. The club has both Loconet™ wiring and wireless (radio) throttles. You are welcome to bring your own (Digitrax) throttle if you want. Locomotives without DCC decoders (conventional analog, DC) can run on the layout, one, or one consist, at a time.

Since Poway Station has more modules than we can fit inside the Templar's Hall, you may not have seen the ones we'll be running. Some modules have been re-furbished as well.

When #3 was built 100 years ago, thousands of steam locomotives were running the rails across the country delivering raw goods, freight and moving people. Today there are but a few of these steam locomotives left and even fewer that are operational. Rides behind the locomotive will be available for a nominal fee. You might be able to catch some steam action on the layout, too!

We welcome people of all ages and abilities who have an interest in any scale of railroading. Our current member roster includes train buffs from nearly every generation, with a wide variety of ages and skill levels represented.

Poway Station would like to say "Happy Birthday and Hats Off" to the POWAY-MIDLAND RAILROAD VOLUNTEERS who keep Baldwin #3 running. We hope on the weekend of April 21st you get out to see Old #3 running in Old Poway Park and stop in Templar's Hall and visit Poway Station's HO layout.

If you would like to find out more about Poway Station All Scale Model Railroad Club, check us out on the web at www.powaystation.org.

Directions to Old Poway Park;
From I-15 take Poway Road east (approx. 5 miles) to Midland Road.
Turn left (north) on Midland Road and go approx. 1 mile to 14134 Midland Rd Poway, CA 92064-3906. Old Poway Park will be on your left. Templar's Hall is the building to your right as you face the Gazebo.


Poway-Midland Rail Road:
<http://www.powaymidlandrr.org/default.htm>
Poway Station: <http://www.powaystation.org>

For more information contact;
Ron Walker, President, Poway Station
president@powaystation.org or
trainmanron@aol.com
858-484-0292

Director's Report from Page 1

because it helped keep me focused. I'm going to keep these goals for 2007 and try to do better. I will offer my support and assistance to the 2007 convention committee since San Diego is not hosting this year. We'll be heading to Tucson in March for the mid-year PSR Board of Director's Meeting so if you have anything you'd like me to bring up, give me a call when you get a chance.

Don



RE-POWERING A RIVAROSSİ 4-6-6-4

by Frank Tepedino

I love seeing long (40 to 50 freight cars) trains snaking around the curves on my HO layouts. One of the engines I have is an older Rivarossi 4-6-6-4. To quote one of the local hobby shop guys: "Rivarossi engines? Hmm... Well, they're great to look at."

They do look great, but the older models had a weak motor and couldn't pull much. Thus I decided to re-power my old 4-6-6-4, UP engine #672.

Here are some of my experiences and thoughts.

To take the engine top half off the body, first remove the screw under the cab. Then pop off the steam dome to locate the next screw. The third screw holding the body together also holds down the bell. To access the nut at the other end of this machine screw, you have to pop off the front face of the boiler.

Hint: I've learned through hard, frustrating experience, when disassembling an engine or a car, to tape down each screw, nut, and small part to a Post-It note and write down what the part is, and where it came from, e.g. "screw - left side, under engine cab." Otherwise, have your Excedrin handy.

I telephoned Northwest Shortline (NWSL) and the nice folks there recommended a NWSL #203249, 12VDC motor. The motor is larger in diameter and length than the original motor. Some fiddling and adjustments must be made to the lower engine body motor mounts, the inside of the cab, and the drive shafts and universal joints (U-joints). Also, due to its length, the new motor assumes a "cantilever" attitude at the rear of the cab. This did not look good from an engineering/vibration/torsional standpoint. Thus, I decided to support this cantilevered end of the motor by fashioning a cradle using Sculpey Polymer Clay. (This clay remains soft and pliable until you bake it. It is available at Arts & Crafts shops.) I cut off enough clay to fit under the new motor and pressed the motor down in the soft clay to form a cradle. I trimmed around the edges of the clay cradle, carefully put the clay cradle on some aluminum foil and baked it at 275/300 degrees for about 15 minutes in our kitchen oven. (It was 4 AM. Fortunately, my wife was still sound asleep - although our dogs came out to the kitchen to see what was making that smell!) On baking, the clay gives off an odor, turns dark brown, and hardens. After it cooled, I test fit the hardened clay cradle in

the engine cab and under the new motor, and did some clean up filing and sanding to assure a nice fit.

Next came the drive shafts and U-joints. Boy, this was a somewhat frustrating, but fun, experience! It took a drive to Reed's Hobby Shop to get the necessary replacement shafts and coupling parts. Hint: Measure the drive shaft diameters and lengths that you are going to need before driving to Reed's. Reed's has a multitude of packages of various sized drive shafts and U-joints.

I had to use a rat-tail mini-file to slightly increase the inside diameter of the couplings for a tight press fit for the power shafts. For extra insurance, I carefully applied a minute amount of ZAP (using a toothpick), along with ZipKicker on the ends of the couplers. Don't get any glue on the moving parts.

Expect some fiddling, filing, and jiggling to try to get the proper drive shaft length, and the best drive shaft and coupling alignment.

There are only two small screws holding the new motor to the vertical metal motor mount in the engine body. I was concerned about the ability of these two small screws to keep the motor aligned with the drive shafts and coupling, and the new motor torsional stress. To address this concern, I installed a plastic wire wrap and cinched it up. The wire wrap encircles, and hold together, the new motor, the motor cradle, and the floor of the engine cab.

Assembly of the upper and lower half of the engine was straightforward. Watch out for the handrails: they always seem to be facing the wrong way. For added traction, I added two 1/4 ounce weights to the floor of the lower engine body before assembly.

Note that the new, longer, motor extends a bit out the rear of the engine cab - although I do not find this objectionable.

Was the re-motoring effort worth it? Well, the re-motored 4-6-6-4 performance is as follows: On a level, or nearly level, section of track, using a Spectrum 46681 transformer at approximately 65% power (8.61 volts at the track, according to my Radio Shack Digital Multimeter #22-163), the 4-6-6-4 effortlessly pulled 31 cars at scale speed (according to my Toth Electronics Scale Speed Unit) of 48 mph, so I'd say it was!



Superintendent's Report

By Ben Sevier

Well, looks like the Division has gotten off to a good start this year. Don Fowler started the year off in his usual fine fashion with his annual "Layout Open House", where a number of us got to see his running outdoor 'G' scale layout (really, really fantastic – if you haven't made it by yet, make sure you get there the next time he has it open), incredible indoor 'N' scale layout, and all his other "train" stuff. While at Don's I imposed on his hospitality to hold a Division Business Meeting to plan out the year, and keep things moving. We have several good ideas for the year, but could certainly use more.

There are a couple of changes in Division chairmen. I've passed on the "Mail Hook" editor's chair to Gary Robinson – he's put together this issue. While I certainly have enjoyed putting the "Mail Hook" out over the past 5 years or so, it's time to let someone else get a crack at it, and Gary stepped up. Dave Balsler, who has done a fantastic job of setting up layout tours for a number of years, and put together one of the best Convention Layout Tour programs that I've seen at the PSR Convention this past year, is stepping down from that position – something about a layout he's trying to rebuild. We'd love to have someone step in and pick up where Dave left off.

In February the Annual Swap Meet was held up at the Antique Gas & Steam Engine Museum in their new Assembly Building. Great location! Had a good turnout of sellers, and a so-so turnout of buyers. The swap meet was moved to February to (hopefully) increase attendance – maybe next year. After the Swap Meet the Short Track Club hosted the Winter Meet in their clubhouse, where we got to see the amazing progress on their 'N' scale fixed layout, and see some new modules on their show layout. During the Meet Paul Schmidt gave an interesting clinic on hand building 'N' scale turnouts, and Don Fowler gave one on how he uses structures and people on his layout to present a "story". Both very enjoyable.

Going forward, we're still working on events. In April we're invited to run trains with

the Poway Station club at Old Poway Park (see article in this issue) – should be great fun. In May we'll have the Spring Meet and Division Annual Meeting. We're looking for clinics for the meet, and it would be really great if people could bring models in for a contest. This is also election year – if anyone is interested in running for Superintendent or Clerk/Paymaster, speak up. While the Division officers don't have term limits, I wouldn't mind seeing some fresh faces (and energy!) interested in helping out. There are also several positions in the Division that could use a volunteer to take them on, including Education, Membership, and Layout Tour chairs – now's your chance to make your "mark", so speak up, and help out!

Well, as usual, my writing has gotten away from me, so I should wind this down. Hopefully I'll see you at Old Poway Park in April, or if not there the Spring Meet in May.

Ben



2007 NMRA Convention, Detroit, MI



2007 Pacific Southwest Regional, Tucson, AZ

SCHEDULE OF PSR-NMRA EVENTS

OTHER EVENTS OF INTEREST

We have amassed this information from various sources. Some of the events have been submitted by sponsors. Please send corrections, additions and future events to the editor at grobbiedobbie@yahoo.com. I can also be reached at (760) 839-5877. These events should be of interest to San Diego Division members. Division events are listed in **bold**.

2007

March

- 24 **PSR BOD Meeting.** Sheraton Tucson Hotel & Suites. 1300 to 1600

April

- 21, 22 **San Diego Division Layout Tour,** Poway Station All Scale Model Railroad Club, Templar's Hall, Old Poway Park, 14134 Midland Road, Poway, CA 92064.

May

- 12 **San Diego Division Spring Meet.** Details TBA.

June

- 22 – 28 **2007 NMRA Convention.** Detroit, MI www.nmra.org/2007/ The North Central Region presents the Great Lakes Express

August

- 11 **San Diego Division Summer Meet** (tentative), TBA

September

- 5 – 9 **2007 PSR Convention, Copper Trails – Silver Rails, Arizona Division.** Tucson AZ. www.trainnet.org/newsletters.html and on the Arizona Division page on the PSR web site at www.psr-nmra.org

November

- 10 **San Diego Division Fall Meet** (tentative), TBA

2008

February

- 9 **San Diego Division Winter Meet** (tentative), TBA

May

- 10 **San Diego Division Spring Meet** (tentative), TBA

July

- 13 – 19 **2008 NMRA Convention, Anaheim, CA**

August

- 9 **San Diego Division Summer Meet** (tentative), TBA

2007

March

- 3 **Orange Empire Railway Museum Spring RAILROADIANA Swap Meet.** 9am to 2pm. 2201 South "A" St. Perris CA 17 miles south of Riverside on I-215. (909) 943-3020, www.oerm.org. Admission is \$5 for adults/juniors, \$10 for all-day trolley and train rides (9am to 5pm), \$8 for ages 5-11, under 5 free. Set up starts at 0700. Bring your own chairs and tables.

- 4 **Prototype Modelers Meet.** Holiday Inn in Buena Park. 10 am to 5 pm. Dinner from 5:00 to 8:00. Registration is \$25 in advance or \$30 at the door. Sunshine Models <http://www.steamfreightcars.com/index.html>

- 24 **PSR BOD Meeting.** Sheraton Tucson Hotel & Suites. 1300 to 1600

April

- 21, 22 **Belmont Shore{N} and Angel Gate (O) MRRCs Open House and Saturday Swap Meet.** 10 AM to 4 PM, Swap Meet, 7AM Saturday. Angles Gate Park, 3601 South Gaffey Street, San Pedro, CA. \$1 per person, \$2 per family (310) 831-6262 www.socaln.com/belmont Bill Costley (310) 831-1140 bcostley@att.net

May

- 2 - 6 **Pacific Coast Region Convention,** Santa Cruz, CA. More information at <http://www.pcrnmra.org/conv2007/index.shtml>

- 5, 6 **Fullerton Railroad Days.** 9:00 a.m. – 5:00 p.m. Fullerton Train Station, 124 E. Santa Fe Avenue. (714) 278-0648 www.scrf.org/rrdays.

- 12 **San Diego Model Railroad Museum swap meet**

- 19 **Santa Susana RR Historical Soc. Swap Meet.** 7:00 a.m. - 11:00 a.m. In the Santa Susana Park Pavilion. Admission \$2.00 for adults. Sellers contact Armando Cota; 805-558-2195 or mando_118@hotmail.com

- 24 - 28 **National Orange Show/Orange County Module Railroaders, Inc. Model Train**

See "Other Events of Interest" on Page 8

March 2007

San Diego Division - Events

Sunday	Monday	Tuesday	Wednesday	Thursday	Friday	Saturday
				1	2	3 Orange Empire Railway Museum Swap Meet, Perris
4	5	6	7	8	9	10
11	12	13	14	15	16	17
18	19	20	21	22	23	24 PSR BoD Meeting, Tucson, AZ
25	26	27	28	29	30	31

April 2007

1	2	3	4	5	6	7
8	9	10	11	12	13	14
15	16	17	18	19	20	21 SD Divison Layout Tour, Old Poway Park
22	23	24	25	26	27	28
29	30					

May 2007

		1	2	3 Pacific Coast Region Convention, Santa Cruz, CA http://www.pcrnmra.org/conv2007/index.shtml	4	5 /Fullerton Railroad Days
6 /Fullerton Railroad Days	7	8	9	10	11	12 SDMRRM Swap Meet and SD Divison Spring Meet
13	14	15	16	17	18	19 Santa Susana RR Hist Soc Swap Meet
20	21	22	23	24	25	26
27	28	29	30	31		

SAN DIEGO DIVISION STAFF

Director:	Don Folwer	619-258-3529	donald.fowler@sdsheriff.org
Superintendent:	Ben Sevier	858 538-9863	bwsevier@sbcglobal.net
Chief Clerk/Paymaster:	Don Fowler	619 258-3529	donald.fowler@sdsheriff.org
Achievement Program:	Ed Hatch	858 274-2283	
Clinics:	Don Folwer	619-258-3529	donald.fowler@sdsheriff.org
Club Liason:	Jack Eiermann	858-547-4410	jceierman@msn.com
Contests:	Rodger Gredvig MMR #238	858 571-7118	pgredvig@nethere.net
Layout Tours:	(vacant)		
<u>Mail Hook</u> Editor:	Gary Robinson	760-839-5877	grobbiedobbie@yahoo.com
Meets:	Jim Campbell	619-741-1906	warbonet@cox.net
Member Aid:	Bob Schimmel MMR #193	858 273-8511	
Membership:	Gary Robinson	760 839-5877	grobbiedobbie@yahoo.com
Nominations:	Chuck Hart	858 748-6816	pce@cox.net
Publicity:	(vacant)		

Mail Hook

The "Mail Hook" is the official publication of the San Diego Division, Pacific Southwest Region, National Model Railroad Association (NMRA®), and is published quarterly in San Diego, California. The "Mail Hook" is free to all members of the NMRA® who live in San Diego and Imperial Counties.

Responsibility: Except for official reports, all opinions expressed are those of the authors, and do not necessarily represent those of the San Diego Division or its parent organizations.

Subscriptions: The "Mail Hook" is available by subscription at the following rates: \$6/year for NMRA® members outside of the San Diego Division, \$10/year for non-NMRA® members, and is mailed First Class.

Delivery: The "Mail Hook" is available in hard copy (paper) format through subscription and at San Diego Division events. Normal distribution is through email delivery or on the Division and PSR websites.

Submissions: Contributions of articles on any railroad or model railroading topic of interest to the membership are welcome. There is no compensation, but published articles can be credited to the NMRA® Author Achievement Certificate. If you are interested in submitting articles, event information, or other information of interest to members of the Division, please follow these guidelines:

1. Preferred method is by email to the editor, with the submission attached as a text document. Also accepted are: text document on floppy disk, printout from laser or ink jet printer, or typed using new ribbon.

2. Keep in mind that submissions may be edited for length or formatting, or not used, at the discretion of the editor.

3. Submission deadlines for 2007: January 15, 2007; April 15, 2007, July 15, 2007; October 15, 2007.

4. If you wish submission materials returned (i.e., photos), please include a stamped, self-addressed envelope with your submission.

From the Editor

Greetings from your new Mailhook Editor. Welcome to my first issue. I hope you like it, will and let me have your suggestions.

I thought I'd take a few column inches to tell you a little about what I envision for your division newsletter. First and foremost, I'd like to thank Ben for the great job he's been doing. So good, in fact, that I don't plan to make any significant changes immediately, so those of you who are happy with the current format don't have to worry. But if you have suggestions for changes in format or content, I'm all ears. Keeping in mind the concept that you only get out of anything what you put into it, I ask that each of you give me your feedback on what you like and what you might like to see changed. This is, after all, YOUR publication, I just put it all together. Though you don't have to pay for it (if you receive it electronically), I'd like it to have enough value so you would be willing to pay for it. That can only happen with your support. But you can get something in return, too.

Submission of an article will provide "fame" (or perhaps "infamy") for the author, but anything

See "From the Editor" on Page 8

OTHER EVENTS OF INTEREST

Continued from Page 5

Exhibit featuring the Inland Empire Module Railroad Group, Orange County "N" Gineers, Kerk Circus, BNSF Operation Lifesaver, and Orange County Module Railroaders. For information call Mike Bentley at (909) 553-9947 or <http://www.trainweb.org/ocmr/>

31- June 3 The Big Train Show, new location at Ontario Convention Center. <http://www.bigtrainshow.com/>

June

- 3, 5** Slim Gauge Model Railroad Club Open House. Sunday 10:00 a.m. – 7:00 p.m., Tuesday 6:00 – 10:00p.m. Free. 300 S Raymond Ave., Pasadena, CA 91105. In the basement of the China Factory Mall at Del Mar across the street from the Metro Station. www.slimguageguild.com Jeff Smith (818) 590-1729
- 8 – July 4** San Diego County Fair, Del Mar Fairgrounds, 2260 Jimmy Durante Blvd., Del Mar, CA 92014. Short Trak Crew modular N scale layout. Closed some days, see <http://www.sdfair.com/fair/>
- 16 – 17, 23 – 24** Spring Harvest Fair, Antique Gas & Steam Engine Museum, 2040 N. Santa Fe Ave., Vista, CA 92083. Short Trak Crew layout open. <http://agsem.com/index.html>
- 27 – 30** National Garden Railway Convention, Las Vegas, NV. <http://www.2007ngrc.com/>

July

- 15 – 18** Great Northern Railway Historical Society annual meeting, Minot, ND. <http://www.gnrhs.org/>
- 22 – 28** **2007 NMRA Convention. Detroit, MI** www.nmra.org/2007/ The North Central Region presents the Great Lakes Express

August

- 4, 5** Poway Station All Scale Model Railroad Club Public Show, San Rafael Catholic Church, 17252 Bernardo Center Dr San Diego, CA 92128.
- 25** Santa Susana RR Historical Soc. Swap Meet. 7:00 a.m. - 11:00 a.m. In the Santa Susana Park Pavilion. Admission \$2.00 for adults. Sellers contact Armando Cota; 805-558-2195 or mando_118@hotmail.com
- 31 – Sept 2** Chula Vista Live Steamers, Rohr Park, Chula Vista <http://www.trainweb.org/cvls/main.html>

September

- 15** Orange Empire Railway Museum Spring RAILROADIANA Swap Meet. 9am to 2pm. 2201 South "A" St. Perris CA 17 miles south of Riverside on I-215. (909) 943-3020, www.oerm.org.

October

-
- 13** Pomona Valley Model Railroad Club Swap Meet and Open House. 8:00 a.m. -Noon, Swap Meet. 9:00 a.m. – 4:00 p.m., Open house. New location VFW Parking Lot, MAIN and 1st Ave. A block west of the old location. Lindsay Smith (909) 599-0182 or windsays@adelphia.net. See www.pvmrrc.org.
- 28** Santa Susana RR Historical Soc. Swap Meet. 7:00 a.m. - 11:00 a.m. In the Santa Susana Park Pavilion. Admission \$2.00 for adults. Sellers contact Armando Cota; 805-558-2195 or mando_118@hotmail.com

November

- 3, 4, 6, 10, 11** Pasadena MRC Fall Show: Our 67th Year.
Saturday, Nov 3, 10 1:00 p.m. - 5:00 p.m. and 7:00 p.m. - 10:00 p.m.
Sunday, Nov 4, 11 1:00 p.m. - 5:00 p.m.
Tuesday, Nov 6 7:30 p.m. - 10:00 p.m.
5458 Alhambra Ave., Los Angeles CA. (323) 222-1718. Open House Donations: Adults \$3, Children \$1 (under 7 free when accompanied by an adult). Contact Joe Behan jnbehan@charter.net, <http://www.pmrrc.org>.
- 7, 10, 11** Highland Pacific Society of Model Railroad Engineers Open House. Wed 7-10 pm, Sat & Sun noon to 5 pm. 854 E. Broadway, San Gabriel, CA 91776 - (626) 285-1031 Free, Jerry Duncan (626) 444 3317 <http://www.highlandpacificrr.com/events.html>
- 13, 14** Cajon Division Barstow Annual Train Show (tentative)

From the Editor

Continued from Page 7

contributed and published is also eligible for points under the NMRA Achievement Program, Model Railroad Author certificate. Not only that, but because we publish the Mailhook on the Internet, you'll be eligible for the Region level points rather than the Division level points, effectively doubling your point total for a given submission. You can also get points for photos, artwork, and scale drawings, either prototype or track plans, again at the Region point level, since we are on the Internet. What's not to like? Let me hear from you!

I apologize for the delay in the publishing process this quarter, but my future objective will be to publish a new issue in the first month of each quarter. So I'll be bugging some of you soon for input to the next issue! Feel free to contact me (e-mail is most effective) with any questions or comments you have about the Mailhook. I'll look forward to hearing from you.

Gary

Model Railroad Clubs In San Diego

San Diego Model Railroad Museum

Balboa Park, San Diego

Info: www.sdmodelrailroadm.com

La Mesa Model Railroad Club (HO)

Info: LaMesaClub@att.net

San Diego 3-Railers (O)

Info: (619) 690-4358

San Diego Model Railroad Club (HO & O)

Info: www.sdmrrc.org

San Diego Society of N Scale (N)

Info: www.sdsons.org

North County Modular Railroad Society (HO, N)

San Marcos

Info: (760) 746-4779

Poway Station All Scale Modular Club

Old Poway Park, Poway

Info: www.powystation.com

Short Trak'N Railroad Club (N)

Antique Gas & Steam Engine Museum, Vista

Info: flyers@inetworld.net

San Diego Garden Railway Society

Info: www.sdgrs.com

If you would like your club listed, contact the Club Liason, San Diego Division

Online - Web Sites of Interest

Train Net: www.trainnet.org

NMRA: www.nmra.org

PSR: www.getnet.net/~dickg/nmra/psr/psr.html

Copper Trails and Silver Rails PSR Convention www.getnet.net/~dickg/nmra/psr/2007conv.html

San Diego Division: <http://www.sandiegodivision.org/>

Cajon Division: www.cajondiv.org

San Diego Model Railroad Museum: www.sdmodelrailroadm.com

San Diego Rail: www.sandiegorail.com/index.html

The Overland Trail: www.overlandtrail.com



Orders: 1-800-642-9054
Phone: 1-619-294-8372
Fax: 1-619-294-3312

Rob Freeburn
Owner



Trains Are Good!
Railroad gifts & toys

www.trainsaregood.com

2802 Juan Street #10 (Old Town)
San Diego, CA 92110


REED'S HOBBY SHOP
• Exclusively Trains •



Steve Bovee

all scales • craft kits • detail parts • scratch supplies
books • repairs • custom painting • special orders welcome

8039 La Mesa Blvd. www.reeds-hobbies.com
La Mesa, California 91941 E-mail: reeds@abac.com
(619) 464-1672 Fax: (619) 464-6087



THE WHISTLE STOP
model trains

since 1949
"Your model railroad shop"
HO & N Scale, Books, Videos

SCOTT A. RHODES

(619) 295-7340

3834 Fourth Avenue, San Diego CA 92103
www.thewhistlestopsandiego.com



San Diego
Model Railroad Museum

World's Largest Operating Model Railroad Museum

1649 El Prado, Balboa Park

Open to the Public

Tuesday through Friday 11:00 - 4:00
Saturday - Sunday 11:00 - 5:00

Admission: Adults \$5, Students \$3, Seniors \$4
Military \$2.50, Tuesdays free to all




MAIL HOOK

LOOK INSIDE FOR THE LATEST NEWS!

- April Layout Tour
 - Spring Meet Date Announcement
 - Rivarossi Re-powering

Look Inside!



MAIL HOOK

c/o Gary Robinson, Editor
2319 Conway Drive
Escondido, CA 92026



A quarterly publication of the **San Diego Division** of the **Pacific Southwest Region** of the **National Model Railroad Association**